



Deserted Island Task Set

Leader



- Listens to all ideas and organizes the group to make the most of their time and have a clear idea of how you will construct your object.
- Can assign specific tasks during construction.

Scribe



- Draw the design that the group has decided upon.

Quartermaster



- Count and confirm that the group has received all their materials.
- Inventory any remaining items from previous activities.

Tester



- Set up the object and preform the final test.

- Everyone will come up with ideas, everyone will help with the construction.
- Your team will be graded as one group.



MIND TWISTER














Task 1: Build a shelter.

While meandering over the island you have found the following materials. Remember you don't just want to survive one day. You can use any extra material in some future events.

Supply List

- 10 paper clips
- 10 popsicle sticks
- 20 cm of scotch tape
- 4 pipe cleaners
- 2 piece of copy paper
- 10 straws



Success Criteria

- Your house will experience intense winds for 30 seconds.
- Your house must remain on the foundation.
- Your house must remain upright.
- Your house must allow your teacher to enter and exit with ease.
- *Anything you don't use this time can be added to your materials next time.



Just as you are settling into your house you see ominous clouds on the horizon. You must prepare your house to withstand the onslaught of an oncoming hurricane.



Task 1: Erosion

Additional Supplies:

- 5 popsicle sticks
- 5 small stones.





Success Criteria

- Your house needs to remain standing after $\frac{1}{2}$ liter of water has been dropped near its base.

You've survived the crash of your plane. Your next priority is food. But since we are civilized people and have excellent manners you need a table. Luckily, there was a ream of paper that survived the boat crash.



Task 2: Paper Tables


Materials

For this activity you will only be allowed to use 5 sheets of copy paper and any left over materials in your box.

Success Criteria

- Your table needs to be able to hold a Wonders Book at 4 inches







With your fantastic table you realize that you need some food to keep your energy up.

After analyzing the local ecosystem you realize your most nutritious option in this food web is the herd of pigs on top of the volcanic mountain.

You will need an efficient way to get the pigs down without damaging the animals.

Task 3: Zip Line



Additional Materials


1. 2 straw
2. 2 paper clip
3. 2 Pipe Cleaner

4. 1 sheet of paper
5. 2 yards of yarn
6. 1 styrofoam cup.



Success Criteria

- The pig needs to be secure in the carrier.
- Your objective is to have the pig land as close to the target as possible.



4



2



1,5

3

Quartermaster
Grab a clip
board, a pencil,
and your box.



Since your basic needs have been met you can now focus on some of the luxuries of life. You decide to start with a car.



Mint-mobile

New resources


- 4 Lifesavers
- 1- index card
- 2 straws
- 2 paper clips
- 2 popsicle sticks
- 2 pipe cleaners
- 1 binder clip
- 2 paper fasteners



Resources

Your goal is to have your car survive all the way to the ground and then make it as far as it can on the ground.

Your driver must remain inside the car.



Success Criteria

Scribe open your box
and grab the lined
paper.



For 2 minutes discuss as a group the following question. Leader (4) make sure that everyone participates.



What is the biggest
challenge in this
task?

Having your basic needs covered you start to wonder what is around you. You make the decision to construct a tower.



Task 5: Tower Time

Additional Materials

- 10 popsicle sticks
- 20 CM of scotch tape
- 4 paper clips
- 10 pipe cleaners
- 10 index cards
- 3 straws



Success Criteria.

- Your tower must be at least 10 cm tall, but the higher the better.
- Your tower must be able to hold a tennis ball at the top without falling over

Mint Mobile

From your perch atop your tower you have seen pirates off in the distance. It looks as if they are coming for you. You must create a defense system to protect your house.

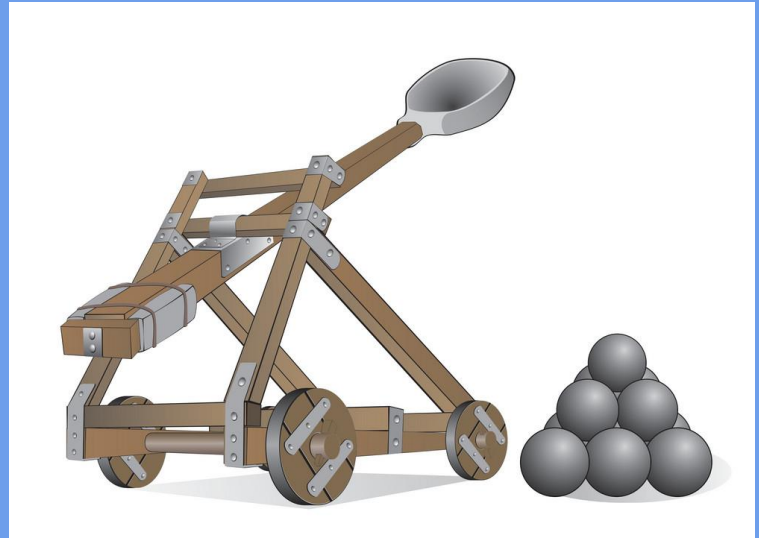


Task 6: Defense.



Supply List

- 1 Rubber Bands
- 10 Popsicle Sticks
- 20 cm tape
- 1 Spoon
- 1 Pipe cleaner
- 2 paper clips



Success Criteria

Launch the marshmallow as far as possible. (At least 3 feet)

Float Your Boat



You've start to become restless on this tropical paradise and want to escape. Before you take a boat out to sea you want to test your boat building ability. You decide to make a change super buoyant boat.



Task 6: Whatever Floats Your Boat

Additional Materials

- 1 sheet of aluminum foil.



Success Criteria

- Your boat will need to float on its own.
- While floating your boat will need to stay afloat while weights are added slowly to your boat.
- We will add weight until the water makes it to the “Teacher”.

You proved that you can make a boat that floats. You now must figure out how to make your boat move. The weather in this area is very unpredictable so you cannot depend on wind to make your boat move.



Task 7: Escape?

Additional Materials

- 1 rubber band
- Paper clip
- 1 sheet of Aluminum Foil

Use all your materials today. There will not be any carry over tomorrow



Success Criteria

- Your boat must float.
- Your boat should cross the 50 cm of water without being pushed or pulled by the students.
- Your passenger must survive the trip without getting wet.

Leader



- Listens to all ideas and organizes the group to make the most of their time and have a clear idea of how you will construct your object.
- Can assign specific tasks during construction.

Scribe



- Draw the design that the group has decided upon.

Quartermaster



- Count and confirm that the group has received all their materials.
- Inventory any remaining items from previous activities.

Tester



- Set up the object and preform the final test.

While floating on the water after your boat ran out of fuel you decided that it is time to fly home. That being said you recognize the risks involved in flight and want to test your parachute building skills first.



Task 8: Egg Drop.

Materials

Sadly when you were stranded on your boat you lost all of your extra supplies. On the bright side we have found a friendly pirate willing to sell you some supplies.



Supplies	Cost
Cotton Ball (3)	\$20
Tape (5 cm)	\$10
Popsicle Sticks (3)	\$20
Yarn (10 cm)	\$10
Paper (1 sheet)	\$30
Straws (1)	\$10
Ziploc bag (1)	\$30
Pipe Cleaner (1)	\$10
Balloons (1)	\$50


You're confident in your ability to survive the worse case scenario of a plane crash. With your limited resources you want to try to fly home.



Task 9: Escape!

Materials

- 1 sheet of paper
- 1 paper clip



Success Criteria

- Your plane will be considered a success if you are able to cover the distance of 15 m and land smoothly.
- You will earn additional points if you're able to have you plane land in the "landing zone"